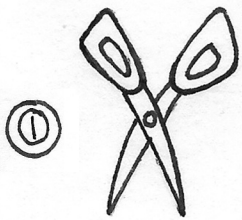



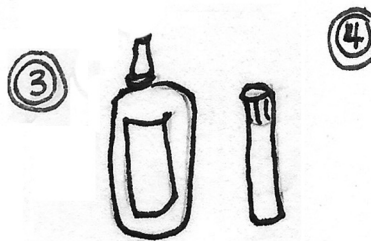
You will need:
Vas a necesitar




Scissors
Tijeras




Cardboard
Cartón



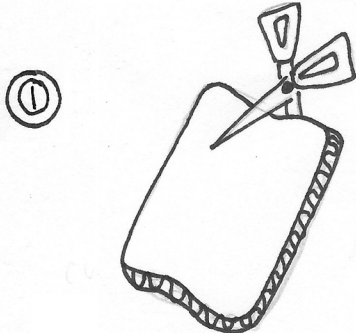
Glue
Pegamento




Crayons
Crayones




Paper
Papel




*Cut out a square of cardboard
*Corta un cuadrado de cartón




*Cut out flower shapes
*Corta las formas de flores



*Glue cardboard shapes to square
*Pegue formas de cartón al cuadrado



*Place paper over cardboard square
*Pon papel sobre cartón cuadrado



*Using the side of a crayon, rub paper until cardboard shapes show up.
*Con el costado de un crayón, frote el papel hasta que aparezcan formas de cartón.

Visit Blue Star Contemporary
on YOUTUBE for a video tutorial
of this project.

BLUE★
contemporary